

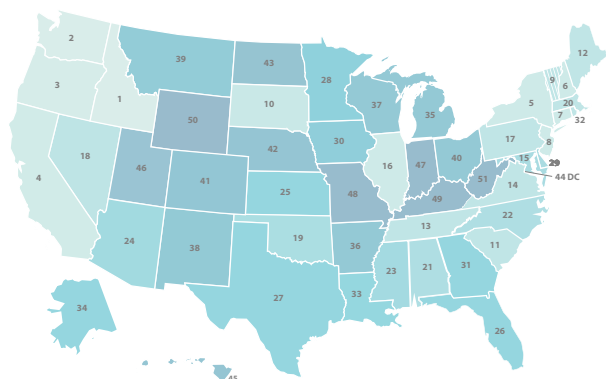
# HOW DOES VERMONT STACK UP ON CLEAN ENERGY?



DATA AS OF 2019

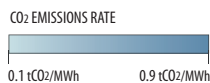


## LOWEST CO<sub>2</sub> EMISSIONS RATE

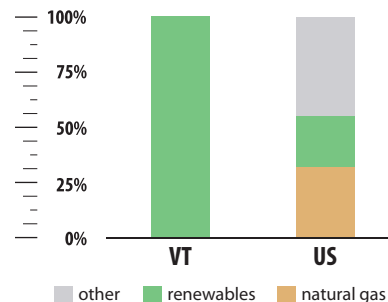


# #9

0.25 tCO<sub>2</sub>/MWh



## ELECTRICITY SOURCES



## CLEAN ENERGY JOBS

# #43

16,542 (2019)



COVID-19 job losses totaled at least 2,139 March-August 2020 (cumulative).



## CLEAN ENERGY RANKINGS

# #3

ENERGY EFFICIENCY SCORE = 40.5



# #50

0% GENERATION FROM NATURAL GAS



# #1

100% GENERATION FROM RENEWABLES



## RENEWABLE ELECTRICITY CAPACITY

# #39

22 MW (2019)

### NEW BUILD



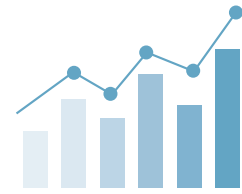
# #46

832 MW

### CUMULATIVE



# ENERGY INNOVATION IN A 21<sup>ST</sup> CENTURY ECONOMY



## WHAT ENERGY INNOVATION MEANS FOR VERMONT



**\$3.4 MILLION** Office of Energy Efficiency and Renewable Energy Grants in FY19

**\$1.1 MILLION** Office of Science grants in FY19

**\$1.8 BILLION** State and Indian energy programs, environmental cleanup, and other routine activities in FY19

**\$3.5 MILLION** Advanced Research Projects Agency-Energy grants since FY2009

**1 GRANTS** By ARPA-E since 2009

## IMPACTS OF FEDERAL R&D IN ENERGY SECTOR (TOTAL, 2018)

**#46** **60** JOBS SUPPORTED

**#47** **\$5** MILLION CONTRIBUTED TO GDP

## BUSINESS SPOTLIGHT

**NORWICH SOLAR TECHNOLOGIES (WHITE RIVER JUNCTION, VT) | <https://NorwichSolar.com>**

Norwich Solar Technologies (NST) provides turnkey solar solutions to commercial properties throughout Vermont and New Hampshire. The firm also provides Solar Power Purchase Agreements (PPA) and land and rooftop leases. The company's most recent initiative, Community Impact Group, allows local investors to own community solar projects that expand participation to low-income residents, small non-profits, and start-up businesses. NST has received a number of grants from the Department of Energy.